

Taurus-Line

Ku, C, X-Band GaN SSPA BUC

**Smallest form factor in the industry.
Ideal for mobile and SNG applications.**

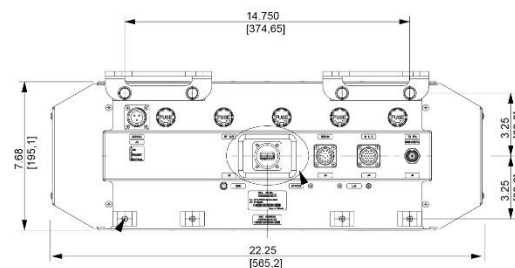
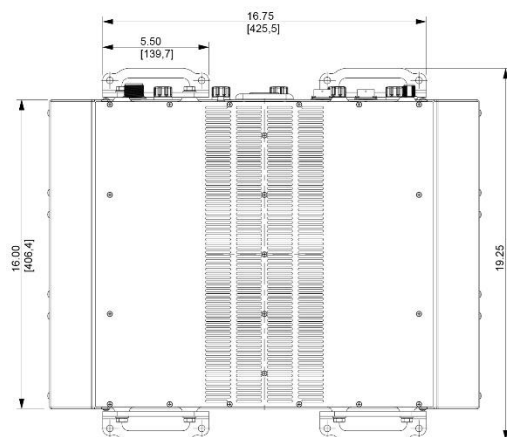

Overview

An ideal solution for both mobile and fixed Communication terminals. It is designed for high efficiency resulting in an optimal compact form factor with high performance and reliability. With the advanced customer interface and HTTP embedded web page, the operator is able to monitor and control the BUC and the System Redundancy.

- Ku-Band: 300W / 400W / 500W
- C-Band: 800W / 1000W
- X-Band: 800W / 1000W

Features

- Highest power density in the industry
- Available in AC
- Up to 1000W of RF Output Power
- Up to 400W of Linear power
- Built-in monitoring of critical parameters such as: RF power detection, mute control, over temperature shutdown, summary alarm
- IP55 rated housing and fan (weather proof construction)
- M&C Interfaces included: RS485, RS232, Ethernet and dry-contacts
- WEB interface and SNMP monitoring
- Redundant Ready
- 1:1 and 1:2 built into the BUC eliminating external controller
- Ku-Band: Optional Dual LO (Switchable). covers both regular and ext. Ku-Band
- Other frequency ranges available
- Optional 10MHz reference
- Optional output sample port
- Optional Remote control unit



Taurus-Line GaN SSPA BUC

Technical Specifications

Ku-Band			
Electrical Characteristics	300W	400W	500W
RF Output at P Sat	55 dBm	56 dBm	57 dBm
RF Output at P Lin	52 dBm	53 dBm	54 dBm
Output Frequency Range	Lower Ku: 12.75 – 13.25 GHz	Standard Ku: 14.00 – 14.50 GHz	Extended Ku: 13.75 – 14.50 GHz
Input Frequency Range	Lower Ku: 950 – 1450 MHz	Standard Ku: 950 – 1450 MHz	Extended Ku: 950 – 1700 MHz
Local Oscillator Frequency	Lower Ku: 11.80 GHz	Standard Ku: 13.05 GHz	Extended Ku: 12.80 GHz
Gain Stability Over Temp.	Low Ku Band: ± 1.5 dB nominal; ± 2.25 dB max Standard Band: ± 1.5 dB nominal; ± 2.0 dB max Extended Band: ± 1.5 dB nominal; ± 2.25 dB max		
Gain Variation at fixed temp	Low Ku Band: ± 0.75 dB over max over 40 MHz; ± 2.25 dB over full band Standard Band: ± 0.5 dB over max over 40 MHz; ± 2.0 dB over full band Extended Band: ± 0.75 dB over max over 40 MHz; ± 2.25 dB over full band		
Linear Gain	70 dB min.		
User Adjustable Gain	20 dB nominal in 0.5 dB steps		
C-Band			
Electrical Characteristics	800W	1000W	
RF Output at P Sat	59 dBm	60 dBm	
RF Output at P Lin	56 dBm	57 dBm	
Output Frequency Range	Lower C: 5.725 – 6.425 GHz	Standard C: 5.85 – 6.425 GHz	Extended C: 5.85 – 6.725 GHz Insat C: 6.725 – 7.025 GHz
Input Frequency Range	Lower C: 975 – 1675 MHz	Standard C: 950 – 1525 MHz	Extended C: 950 – 1825 MHz Insat C: 1275 – 1575 MHz
Local Oscillator Frequency	Lower C: 4.75 GHz	Standard C: 4.9 GHz	Extended C: 4.9 GHz Insat C: 5.45 GHz
Gain Stability Over Temperature	± 1.5 dB nominal		
Gain Variation at fixed temperature	± 0.5 dB over max over 36 MHz; ± 2.0 dB over full band		
Linear Gain	70 dB min.		
User Adjustable Gain	20 dB in 0.5 dB steps		
X-Band			
Electrical Characteristics	800W	1000W	
RF Output at P Sat	59 dBm	60 dBm	
RF Output at P Lin	56 dBm	57 dBm	
Output Frequency Range	7.9 – 8.4 GHz		
Input Frequency Range	950 – 1450 MHz		
Local Oscillator Frequency	6.95 GHz		
Gain Stability Over Temperature	± 1.5 dB nominal		
Gain Variation at fixed temperature	± 0.5 dB over max over 40 MHz; ± 2.0 dB over full band		
Linear Gain	70 dB min.		
User Adjustable Gain	20 dB in 0.5 dB steps		

NORTH AMERICA

USA
info.usa@advantechwireless.com

CANADA
Info.canada@advantechwireless.com

EUROPE

UNITED KINGDOM
info.uk@advantechwireless.com

RUSSIA & CIS
info.russia@advantechwireless.com

SOUTH AMERICA

info.latam@advantechwireless.com

BRAZIL
info.brazil@advantechwireless.com

ASIA

info.asia@advantechwireless.com

INDIA
info.india@advantechwireless.com



Taurus-Line GaN SSPA BUC

Technical Specifications					
Ku, C Band					
Spectral Re-growth	-30dBc @PLinear				
Third order IMD (2 equal tones 5MHz apart)	-25 dBc, with 2 equal carriers at 3dB total power back off from rated power (P Sat -3dB)				
10MHz Reference	0dBm ± 5.0 dB - External via IF / (Internal 10MHz reference optional)				
	@ 100 Hz	@ 1 KHz	@ 10 KHz	@ 100 KHz	@ 1 MHz
Ref Phase Noise Requirement		-140 dBc/Hz max	-150 dBc/Hz max	-155 dBc/Hz max	
Local Oscillator Phase Noise	-63 dBc/Hz max	-73 dBc/Hz max	-83 dBc/Hz max	-93 dBc/Hz max	-103 dBc/Hz max
Output Spurious	-55dBc max @PLinear				
Harmonics	-50dBc max @PLinear				
VSWR	Input (1:50:1) Output (1.30:1)				
Power consumption					
	Ku-Band	300W	400W	500W	
Power consumption (at rated power) AC version		2400W	2500W	3200W	
	C-Band	800W	1000W		
Power consumption (at rated power) AC version		3500W	3750W		
	X-Band	800W	1000W		
Power consumption (at rated power) AC version		3750W	4000W		
Power requirement	220 VAC				
Interface					
Output Interface	Ku-Band: Waveguide, WR75G (Grooved) C-Band: Waveguide, CPR 137G (Grooved) X-Band: Waveguide, CPR 112G (Grooved)				
Input Interface	N-Type Female, 50 Ohms				
Connectors	AC Connector: MS3102R16-10P	M&C: MS3112E14-19P	Redundancy: MS3112E14-15P (Optional)		
Mechanical					
Dimensions (L x W x H)	16.0 x 22.3 x 7.7 / 40.6 x 56.5 x 19.5				
Weight	93lb / 42kg				
Environmental					
	Temperature Range (ambient)	Humidity	Altitude		
	-40°C to + 55°C (operating) -40°C to + 75°C (storage)	0 to 100% (condensing)	10,000 ft ASL		

Ref.: PB-AWT-TLg-19290

NORTH AMERICA

USA
info.usa@advantechwireless.com

CANADA
Info.canada@advantechwireless.com

EUROPE

UNITED KINGDOM
info.uk@advantechwireless.com

RUSSIA & CIS
info.russia@advantechwireless.com

SOUTH AMERICA

info.latam@advantechwireless.com

BRAZIL
info.brazil@advantechwireless.com

ASIA

info.asia@advantechwireless.com

INDIA
info.india@advantechwireless.com