

Taurus-Line

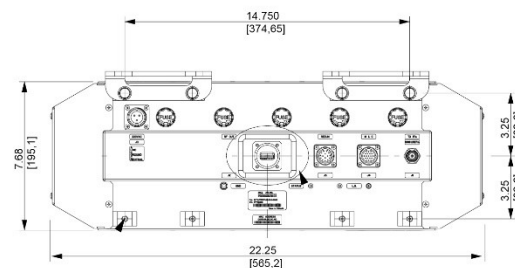
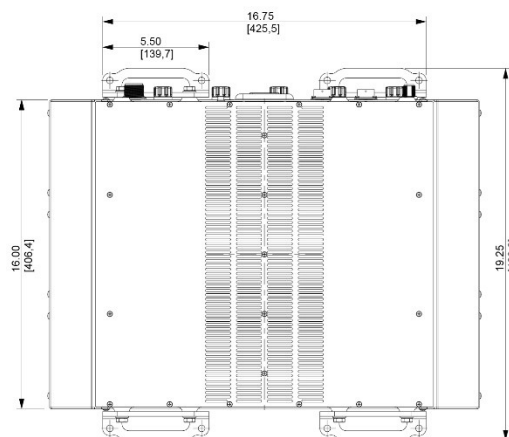

C-Band GaN SSPA BUC

**Smallest form factor in the industry.
Ideal for mobile and SNG applications.**

Overview

An ideal solution for both mobile and fixed Communication terminals. It is designed for high efficiency resulting in an optimal compact form factor with high performance and reliability. With the advanced customer interface and HTTP embedded web page, the operator is able to monitor and control the BUC and the System Redundancy.

- C-Band: 800W



Features

- Highest power density in the industry
- Available in AC
- Built-in monitoring of critical parameters such as: RF power detection, mute control, over temperature shutdown, summary alarm
- IP55 rated housing and fan (weather proof construction)
- M&C Interfaces included: RS485, RS232, Ethernet and dry-contacts
- WEB interface and SNMP monitoring
- Redundant Ready
- 1:1 and 1:2 built into the BUC eliminating external controller
- Output sample port
- Other frequency ranges available
- Optional 10MHz reference with Auto-sensing
- Optional Remote control unit



Taurus-Line C-Band GaN SSPA BUC

Technical Specifications					
C-Band					
Electrical Characteristics		800W			
RF Output at P Sat (typical)	59 dBm				
RF Output at P Lin	56 dBm				
Output Frequency Range	Lower C: 5.725 – 6.425 GHz	Standard C: 5.85 – 6.425 GHz	Extended C: 5.85 – 6.725 GHz	Insat C: 6.725 – 7.025 GHz	
Input Frequency Range	Lower C: 975 – 1675 MHz	Standard C: 950 – 1525 MHz	Extended C: 950 – 1825 MHz	Insat C: 1275 – 1575 MHz	
Local Oscillator Frequency	Lower C: 4.75 GHz	Standard C: 4.9 GHz	Extended C: 4.9 GHz	Insat C: 5.45 GHz	
Gain Stability Over Temperature	± 1.5 dB nominal				
Gain Variation at fixed temperature	± 0.5 dB over max over 36 MHz; ± 2.0 dB over full band				
Linear Gain	75 dB min.				
User Adjustable Gain	20 dB in 0.5 dB steps				
Spectral Re-growth	-30dBc @PLinear				
Third order IMD (2 equal tones 5MHz apart)	-25 dBc at Plin				
10MHz Reference	0dBm ± 5.0 dB - External via IF / (Internal 10MHz reference optional)				
	@ 100 Hz	@ 1 KHz	@ 10 KHz	@ 100 KHz	@ 1 MHz
Ref Phase Noise Requirement		-140 dBc/Hz max	-150 dBc/Hz max	-155 dBc/Hz max	
Local Oscillator Phase Noise	-63 dBc/Hz max	-73 dBc/Hz max	-83 dBc/Hz max	-93 dBc/Hz max	-103 dBc/Hz max
Output Spurious	-55dBc max @PLinear				
Harmonics	-50dBc max @PLinear				
VSWR	Input (1:50:1) Output (1.30:1)				
Power consumption					
Power consumption (at rated power) AC version	3500W				
Power requirement	220 VAC				
Interface					
Output Interface	C-Band: Waveguide, CPR 137G (Grooved)				
Input Interface	N-Type Female, 50 Ohms				
Connectors	AC Connector: MS3102R16-10P	M&C: MS3112E14-19P	Redundancy: MS3112E14-15P		
Mechanical					
Dimensions (L x W x H)	16.0 x 22.3 x 7.7 in / 40.6 x 56.5 x 19.5 cm				
Weight	93 lbs / 42 kg				
Environmental					
	Temperature Range (ambient)		Humidity		Altitude
	-40°C to + 55°C (operating) -40°C to + 75°C (storage)		0 to 100% (condensing)		10,000 ft ASL

*PLINEAR is the power at which the IMD=-25 dBc for two CW signals 5 MHz apart and the Spectral regrowth is <-30 dBc @ 1.0 x symbol rate, tested with a single QPSK, 2MS/s SR, 0.35 roll-off.

PB-AWT-TLg-C-23185

NORTH AMERICA

USA
info.usa@advantechwireless.com

CANADA
Info.canada@advantechwireless.com

EUROPE

UNITED KINGDOM
info.uk@advantechwireless.com

SOUTH AMERICA

info.latam@advantechwireless.com

BRAZIL
info.brazil@advantechwireless.com

ASIA

info.asia@advantechwireless.com

INDIA
info.india@advantechwireless.com